


REESUN144HB-182M-10BB 520-540W



High Efficiency Low LID Mono PERC with Half-cut Technology

Positive power tolerance (0 ~ +5W) guaranteed

High module conversion efficiency (up to 20.8%)

Slower power degradation enabled by Low LID Mono PERC technology:
first year <2.0%, 0.45% year 2-30

Solid PID resistance ensured by solar cell process optimization and careful module BOM selection

Reduced resistive loss with lower operating current
Higher energy yield with lower operating temperature

Reduced hot spot risk with optimized electrical design and lower operating current

Complete System and Product Certifications

IEC 61215, IEC 61730

ISO 9001:2015: ISO Quality Management System

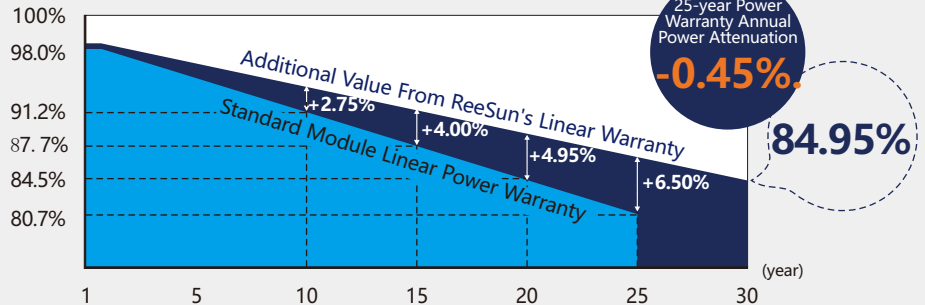
ISO 14001:2015: ISO Environment Management System

ISO 45001:2018 Occupational Health and Safety

Jiangsu ReeSun Solar Co., Ltd. is a high-tech PV enterprise dedicated to research, development, production, sales & after sales service, mainly engaged in crystalline silicon solar cells, solar panels, photovoltaic systems, PV applications. Our product specifications are compatible with 158-210 size battery cells, adopting German TUV quality control standards, and realizing the whole process quality traceability from auxiliary materials to finished components.

* Specifications subject to technical changes and tests.
ReeSun solar reserves the right of interpretation.

12-year Warranty for Materials and Processing; 25-year Warranty for Extra Linear Power Output.



JIANGSU REESUN SOLAR CO.,LTD.

ADD: No.1 Nanjing Road, Jianhu Economic Development Area, Yancheng, Jiangsu, China. | 224799

TEL: +086 0515-86230222

Fax: +086 0515-86230333

Email: Daniel@rj-solar.cn

Web: <http://www.reesun-solar.com>

REESUN144HB-182M-10BB

520-540W



Electrical Characteristics

Model Number	
Testing Condition	
Maximum Power (Pmax/W)	
Voltage at Maximum Power (Vmp/V)	
Current at Maximum Power (Imp/A)	
Open Circuit Voltage (Voc/V)	
Short Circuit Current (Isc/A)	
Module Efficiency (%)	

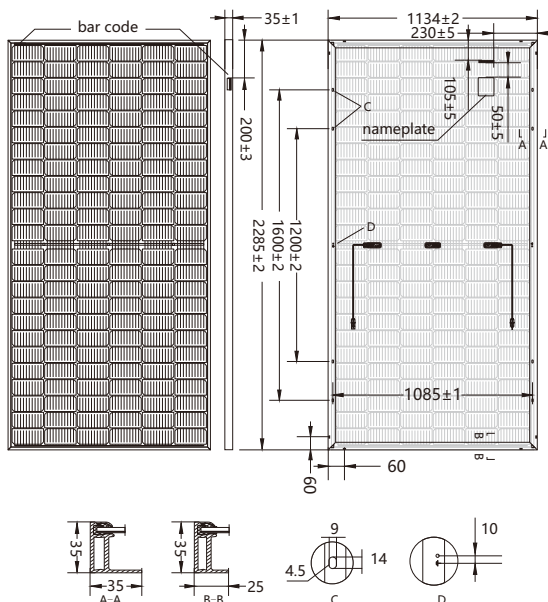
Electrical Characteristics

Test uncertainty for Pmax: +3%

	520W	525W	530W	535W	540W
STC	STC	STC	STC	STC	STC
520	525	530	535	540	
41.54	41.64	41.74	41.83	41.93	
12.52	12.61	12.70	12.79	12.88	
49.20	49.30	49.40	49.50	49.60	
13.35	13.45	13.55	13.64	13.73	
20.1	20.3	20.5	20.6	20.8	

STC (Standard Testing Conditions): Irradiance 1000W/m², Cell Temperature 25°C, Spectra at AM1.5

Design (mm)



Electrical characteristics with different rear side power gain (reference to 530W front)

	Pmax/W	Voc/V	Isc/A	Vmp/V	Imp/A	Pmax gain
558	49.40	14.23	41.85	13.34	5%	
585	49.40	14.91	41.85	13.97	10%	
610	49.50	15.58	41.74	14.61	15%	
636	49.50	16.26	41.74	15.24	20%	
663	49.50	16.94	41.74	15.88	25%	

Mechanical Parameters

Operating Parameters

Cell Orientation: 144 (6x24)	Operational Temperature: -40°C ~ +85°C
Junction Box: IP68, three diodes	Power Output Tolerance: 0~+5 W
Output Cable: 4mm ² , 300mm in length, length can be customized	Maximum System Voltage: DC1500V (IEC/UL)
	Maximum Series Fuse Rating: 25A
Glass: Dual glass 2.0mm coated tempered glass	Voc and Isc Tolerance: ±3%
Frame: Anodized aluminum alloy frame	Nominal Operating Cell
Weight: 31.6kg	Temperature: 45±2°C
Dimension: 2285×1134×35mm	Safety Class: Class II
Packaging: 31pcs per pallet	Fire Rating: UL
155pcs per 20'/GP	Bifaciality: Glazing 70±5%
620pcs per 40'/HC	

Temperature Ratings (STC)

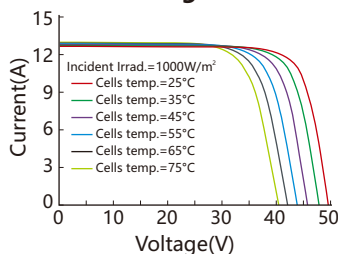
Temperature Coefficient of Isc	+0.050%/°C
Temperature Coefficient of Voc	-0.284%/°C
Temperature Coefficient of Pmax	-0.350%/°C

Mechanical Loading

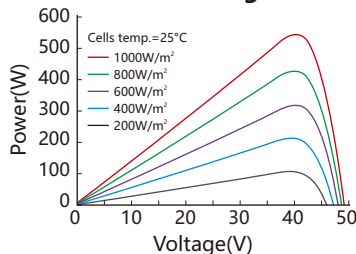
Front Side Maximum Static Loading	5400Pa
Rear Side Maximum Static Loading	2400Pa
Hailstone Test	25mm Hailstone at the speed of 23m/s

I-V Curve (REESUN144HB-188M-530W)

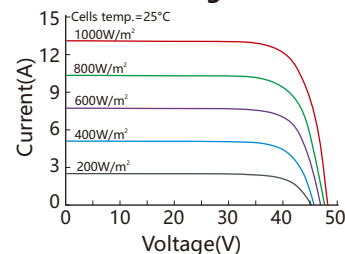
Current-Voltage Curve



Power-Voltage Curve



Current-Voltage Curve



JIANGSU REESUN SOLAR CO.,LTD.

ADD: No.1 Nanjing Road, Jianhu Economic Development Area, Yancheng, Jiangsu, China. | 224799

TEL: +086 0515-86230222

Fax: +086 0515-86230333

Email: Daniel@rj-solar.cn

Web: <http://www.reesun-solar.com>